


## How to register for a tournament


1. Go to <https://fpusa.justgo.com> or scan the QR code below.



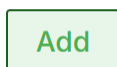
2. On the right side of the login screen, use your email address for the Username. Enter your password and click on Log In.
3. If you need to reset your password, click on “Forgot Password?”
4. Click on the Menu.



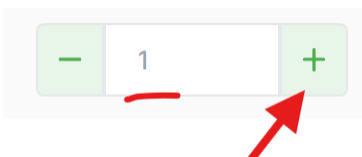
5. Select the Events & Courses tile.



6. Select the appropriate category: Regionals, Nationals, Opens...
7. Select the tournament.
8. Scroll down to “Tickets” and select “Add” button.



9. Select the number of teams you want to register.



10. Fill in the information for the team.

## How to register for a Tournament

11. Check out and pay with your credit card.

For questions or further assistance, please contact us at: [membership@usapetanque.org](mailto:membership@usapetanque.org).

Alain Gimenez

FPUSA Membership Secretary