JustGo

How to set up a bank account for the club

1. Go to https://fpusa.justgo.com or scan the QR code below.

2. Enter your **email address** for the **Username**. Enter your **password** and click Log In.
3. If you need to reset your password, click “Forgot Password?”
4. Select **Menu** from the upper left corner.



5. Select **Payment dashboard**.

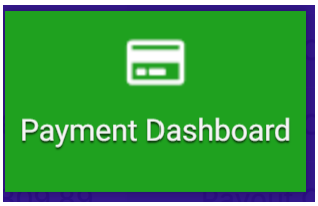

6. Click **Get Started.**



7. Enter the required **account information**.

8. When the **setup is complete** verify **Payments are Enabled and Active**.

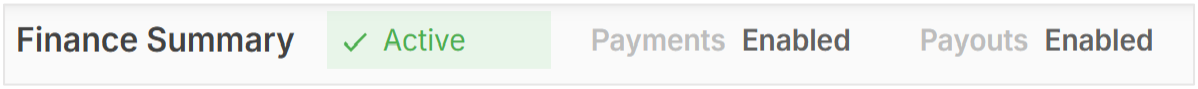

For questions or further assistance, please contact us at: membership@usapetanque.org.

Alain Gimenez
FPUSA Membership Secretary